

MAN TGS 26.400

NO LIMITS.

6×4 D15 E6 TN CAB



- INNOVATIVE SAFETY FEATURES
- COMPACT
- DRIVER COMFORT
- HIGH POWER OUTPUT
- LOW WHOLE-OF-LIFE COSTS

The new **TGS Euro6** 9.0L SCR-only engine will revolutionise business operations in single trailer applications.

 man.com.au

 [mantruckandbusanz](https://www.facebook.com/mantruckandbusanz)

 [mantruckbusanz](https://www.instagram.com/mantruckbusanz)



MAN TGS 26.400 6×4 D15 E6 TN CAB

Engines

MAN 6-cylinder 4-valve in-line engine, common rail injection, single stage turbo charging, EDC electronic engine regulation.

Euro 6 emission standard with OBD2 (onboard diagnosis) and NOx-control. Emission control is by means of SCR technology including CRT (Continuously Regenerating Trap) and Selective Catalytic Reduction (SCR) - without EGR (exhaust gas recirculation).

Engine Braking

The high-performance engine brake MAN Turbo EVBec (Exhaust Valve Brake electronically controlled) is a wear-free continuous brake technology. Its braking effect increases with increasing engine speed, independently of the road speed.

Transmission

MAN 12 speed TipMatic Direct Drive (DD) gearbox.

12 forward speeds, 2 reverse ratios. Automated constant-mesh gearbox. With MAN TipMatic, shifting and clutching are electro-pneumatic – there is no clutch pedal. Normal mode is automated with manual mode available (shifting via fingertip lever).

IdleSpeed Driving

Drive off and slow driving in idling speed in heavy traffic or when coasting up to an intersection.

SmartShifting

Smoother and faster gear changes between all gears.

Intake/exhaust system

Raised air intake with pre-filter mounted on the rear L/H side of the cabin. Exhaust silencer right side, exhaust outlet bottom.

Air intake raised, behind the cab with pre-separator for engine air intake.

Fuel tank

Aluminum fuel tank fitted with lockable cap. Standard size of 370ltr plus 60 L Adblue.



Front axle/suspension

MAN VOK-08 (8,200kg) dropped front axle with 'sealed-for-life' hub units.

8,000kg parabolic springs with shock absorbers and stabiliser.

Rear axles/suspension

MAN HYD-11,500 / HY1350 Hypoid axle with 'sealed-for-life' hub units. 4 airbags electronically controlled air suspension (ECAS) with stabilisers and shock absorbers. Fitted with rear differential lock.

Differential ratios with 3.08 as standard.

Rear suspension design rating: 13,000kg.

Frame

Ladder frame made from QstE500TM high strength steel. Frame Dimensions 270mm x 85mm x 8mm.

Chassis fitted with ECE compliant Front Underrun Protection System (FUPS).

Wheels and tyres

Fitted with 295/80 R22.5 tyres on 8.25 x 22.5 10-hole steel disc wheels. Optional spare wheel carrier depending on fuel tank arrangement. Optional Alloy wheels on request. Basic wheel changing equipment supplied.

ENGINE SPECIFICATIONS

TRANSMISSION SPECIFICATIONS

Engine HP	Model	Power Rating	Torque	Model	Transmission Ratios	Standard Differential Ratio
400 HP	MAN 9 L	294 kW @ 1,800 rpm	1,800 Nm @ 1,000 – 1,500 rpm	MAN Tipmatic 12.22 DD	16.69 - 1.0	3.08

MAN TGS 26.400 6×4 D15 E6 TN CAB



Safety features

MAN safety features include adaptive cruise control (ACC), electronic braking system (EBS), anti-lock braking system (ABS), electronic stability program (ESP), anti-spin regulator (ASR), roll-over protection (ROP), emergency brake assistance (EBA), Lane Guard Assist (LGA) and all round disc brakes. Disc Brakes fitted to all axles with brake wear monitoring and wear equalisation function. Full air operated system fitted with air dryer.

MAN EasyStart function holds service brakes on hills for smoother pulling away. Hand-operated trailer brake lever.

Clutch

Single plate MFZ 430mm diameter clutch – asbestos free, reinforced.

Speed limiter

Vehicle electronically limited to 100kmh. Driver programmable speed limit function can operate between 40kmh and 100kmh.

Cab option

TN Cab 2,240mm wide, 2,280mm long, 1,930mm high.

Steering

Multifunction steering wheel adjustable for rake and reach. Steering wheel controls for cruise control, programmable speed limiter, electronic dashboard menu displays, plus controls for the stereo system and Bluetooth phone system.

Cab exterior

Cab compliant with ECE R29 safety requirements. All metal parts are Galvanised. 65 degree cab tilt angle, 87 degree door opening. Exterior sunvisor. Entry lighting for driver and passenger. Central locking for both doors.

Electrically adjustable and heated rear-view and kerb-view mirrors. Manual front-view mirror. Lockable front access panel. Built-in side storage lockers.

Mechanically operated cab tilting mechanism. Air sprung cab mounts front and rear. Chrome trim to front grille.

Cab door extensions. Full aerodynamic kit and roof spoiler options available for most models.

Cab interior

High comfort driver's seat with air suspension combined with arm rests and integrated seat belt.

MAN advanced infotainment system with 7" colour touchscreen, AM/FM/DAB+ tuner, CD player, USB and auxiliary inputs, Bluetooth, control functions integrated with the multifunction steering wheel.

Optional electrical preparation for reverse camera connection, and optional integrated navigation available.

Electrically operated power windows, interior sunblinds to windscreen and both doors, full curtains. Slide out under bunk refrigerated cool box. 2 large storage drawers in dash console, modular cup holders.

Electrical system

24V Electrical system with manual battery isolation switch. 110A alternator, 2 x 175Ah batteries.

Instrument panel

Intuitive dash display with easy access to vehicle information systems. Analogue gauges: tachometer, speedometer, odometer, air pressure gauges, coolant temperature, fuel gauge, indicator operation and gear selection.

Menu accessible electronic display: time, outside temperature, trip meter, brake wear, oil level, fuel consumption and battery voltage.

Warning lights for all major functions such as: diff lock status, low air pressure, low fuel, lights, cab lock, air suspension, etc.

Paintwork

Cab finished in Traffic White (RAL9016). Chassis finished in Graphite Black (RAL 9011).

Lights

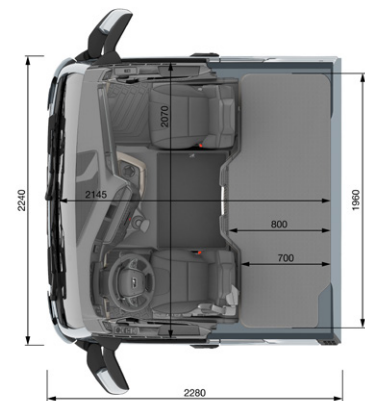
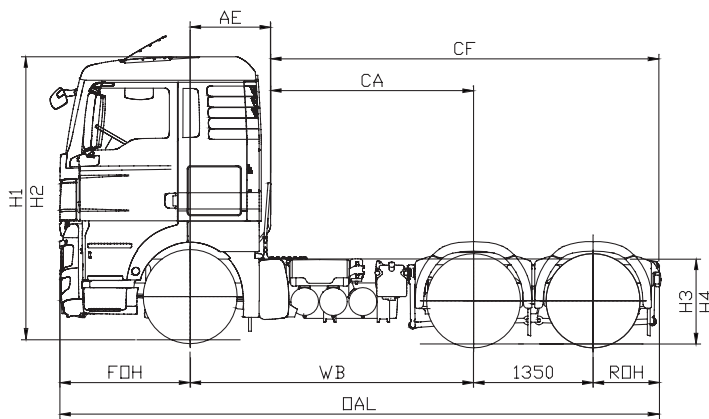
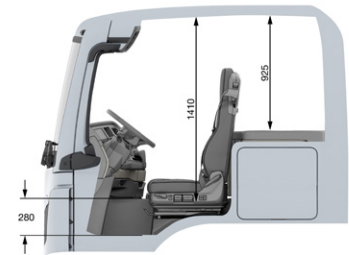
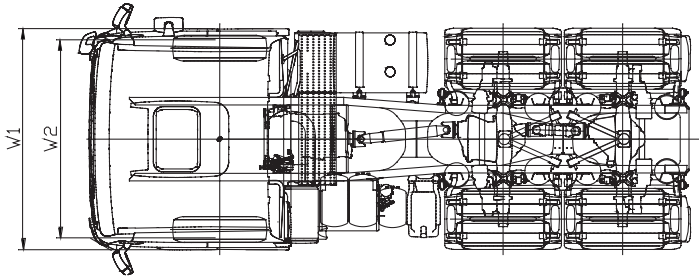
Headlights fitted with long life H7 type globes, additional integrated lower spotlight/ fog light with long life H4 globes. LED strip parking light.

Lighting system operation check. Cornering light which automatically illuminates when indicator is activated and lights are switched on below 40kmh – concealed in front fog lamp cluster. LED top marker lights.

MAN TGS 26.400 6×4 D15 E6 TN CAB

GVM: 26,000 KG; GCM UP TO 45 TONNES, BASED ON APPLICATION

TN CAB



	TN CAB WEIGHTS (kg)			TURNING CIRCLE (m)	
	Front	Rear	Total	Kerb to Kerb	Wall to Wall
Wheelbase	5,445	3,785	9,230	16.9	18.5

Wheelbase	TN CAB CHASSIS DIMENSIONS (mm)								EMPTY (mm)	LOADED (mm)	EMPTY (mm)	LOADED (mm)	
	FOH	ROH	OAL	CA	CF	AE	BL	W1	W2	H1	H2	H3	H4
3,300 mm	1,475	750	6,875	2,315	4,415	885	N/A	2,490	2,240	3,565	3,493	998	1,037

1. All above weights and dimensions are subject to confirmation and may vary depending on final specification. Manufacturing weight tolerance +/- 3%.
2. State and Federal regulations over ride information supplied on this brochure.
3. Vehicle images in this specification sheet are for illustration purposes only.
4. Maximum body length is calculated using a rear overhang of 60% of the wheelbase to a maximum of 3.7m.
5. Tare weight includes 100 litres of fuel, spare wheel and steel wheels.
6. Specifications are subject to change without notice. Copyright © 2020, Penske Australia

Penske Australia

72 Formation Street, Wacol, QLD 4076 PO Box 301, Goodna QLD 4300

T: (07) 3271 7777 – F: (07) 3271 2047

man.com.au

